



# How we structure our chicken runs

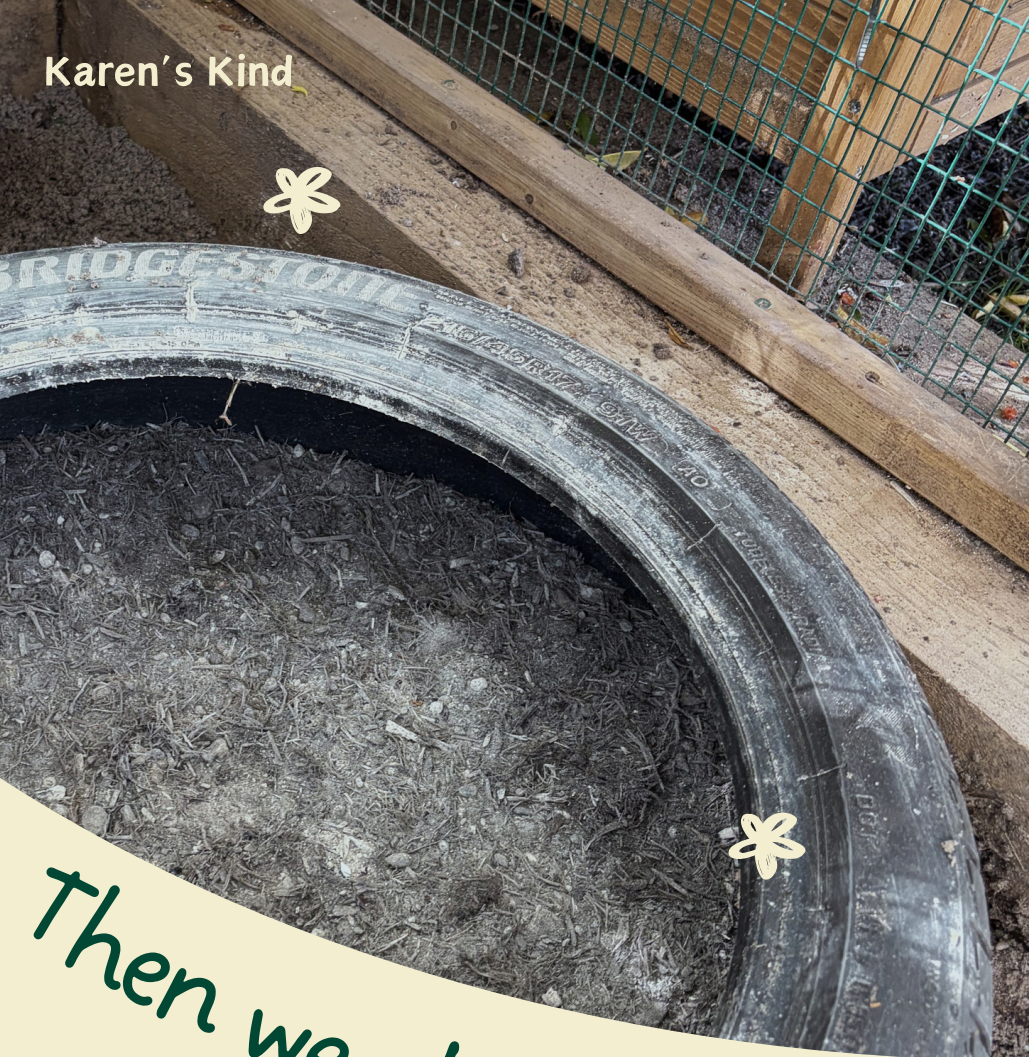




\* The base flooring is coarse sand \*

It takes the ground sanitiser well, doesn't get soft and is easy to clean. They also naturally forage it for their insoluble grit.

Karen's Kind



Then we also have a DE soil mix and woodchip



The DE mix is essential for dust bathing (and must stay dry) and the woodchip offers them somewhere to scratch. Keeping these areas small mean they're easier to clean/replace. Although we note that chickens do enjoy communal dustbaths so ideally this is small but not too small.



We try to use natural materials where possible. Tree branches make great day perches and are free!

We add perches at various heights

We also add mirrors and herbs for enrichment





We try to have a separate adjoined grass space that can be opened and closed (to rest and reseed) which means they have predator safe access to grass even when we can't be around to supervise free-ranging


The main run area has a solid waterproof roof. The grass area has a wire roof so the sun and the rain come in! The wire is small enough to stop wild birds getting in.






**All coops  
have perches  
and  
nest box space and bedding**

There's a very popular brand selling coops without perches. Ideally perches would be tailored to the individual's foot size but this isn't always practical. At the very least there should be somewhere to perch as it's a natural instinct for them to sleep on perches.



Grit

We try to keep the things they are eating off the floor, unless it will go quickly!



Feeders are placed on slabs that collect fallout (easy to clean) but also give them the opportunity to tidy up their beaks



**All runs have wire trims to prevent predators digging in and the wire is strong (not chicken wire). Areas they have access to when we are out are double layered with a metal panel overlay.**